


LDD-14pin-2A-ns Nanosecond Laser Diode Driver	
	<p>Features:</p> <ul style="list-style-type: none"> • Current range up to 2A • 1-10 ns pulse duration (FWHM) • On-board TEC controller • USB/RS 232/CAN INTERFACES • LabView compatible
	<p>Application:</p> <ul style="list-style-type: none"> • Fiber Laser seeding • Laser driver for RnD labs
Specification	DATE: 17 th June 2019

SPECIFICATIONS					
Parameters	Symb.	Min.	Typ.	Max.	Unit
Pulse current amplitude	I_{amp}	0		2	A
Compliance voltage	V_c			3	V
Pulse repetition rate	F	single shot		6	MHz
Pulse duration (FWHM)	τ	1		10	ns
Pulse duration accuracy setting	T_{step}		0.1		ns
Trigger in (50Ohm impedance)	V_{in}	3		5	V
Trigger out (50Ohm impedance)	V_{out}		3.3		V
Chip temperature	T_{op}	15	25	55	°C
External power (Voltage)	V	4.75	5	5.25	V
External power (Current)	I		0.3	1	A
Dimensions		80x85x21			mm

CONNECTIONS	
Power	2 pin Terminal Block
Trigger	SMA Jack
Interface	MINI USB, TYPE B

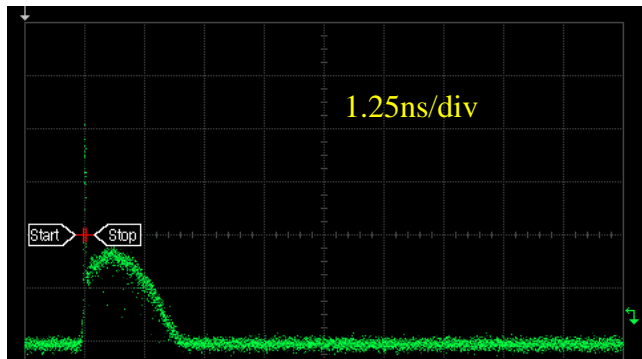
ABSOLUTE MAXIMUM RATINGS			
Parameters	Min.	Max.	Unit
LD forward current (Pulse)		2	A
TEC current		1	A
TEC voltage		4	V

TYPICAL PERFORMANCE for reference only

Test conditions: DFB-1064-PM-300 laser diode, case temperature 25°C.

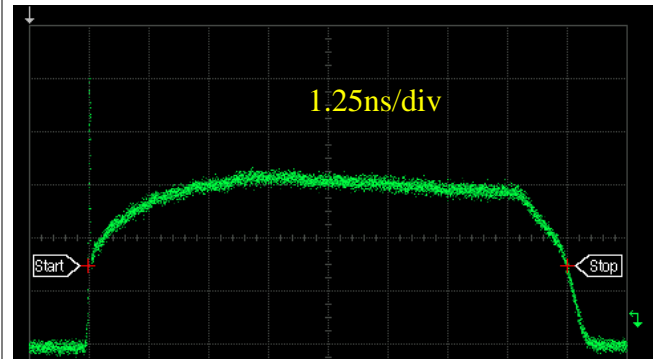
1 ns Pulse shape

$I_{amp} = 1A$, $F = 1MHz$, $T_{op} = 25C$; Triggered by splitted optical signal; 1.25ns/div

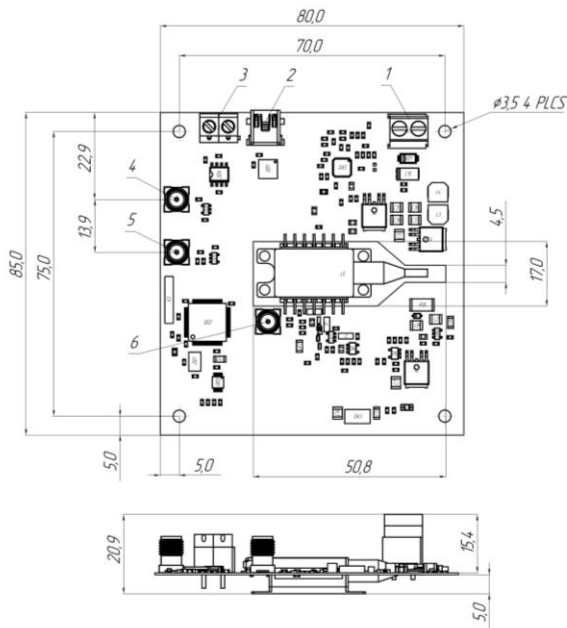


10ns Pulse shape

$I_{amp} = 1A$, $F = 1MHz$, $T_{op} = 25C$; Triggered by splitted optical signal; 1.25ns/div



DIMENSIONS (All sizes are given in mm)



Connectors identification:

1. Power (+5V)
2. USB
3. CAN
4. Trigger out
5. Trigger in
6. Current measurement

NOTE: Innolume product specifications are subject to change without notice.